

Road safety



**Keeping our
kids safe
around schools**

Keeping our kids safe around schools

Your child's safety depends on you



Drop off and pick up by car

Make sure your children are in an appropriate child car seat that is fitted and used correctly.

Stick to the 40km/h speed limit in a school zone as children are about.

Look for buses pulling out – watch for flashing wig wag lights.

Always park and turn legally around schools. Avoid dangerous manoeuvres such as U-turns and three-point turns.

Always give way to pedestrians particularly when entering and leaving driveways.

Drop your children off and pick them up on the school side of the road in your school's designated drop off and pick up area. Calling out to them from across the road is dangerous – they may run to you without checking for traffic.

It's safest for children to get out of the car on the kerb side of the road to be away from passing traffic.

Walking together to and from school

Plan your trip to school so you use pedestrian crossings where possible.

Always hold your child's hand. Children need your help to spot dangers such as vehicles coming out of driveways. They can also be easily distracted and wander into traffic.

Drop off and pick up your child near the school gate and avoid calling them from across the road.

Talk with your children about Stop, Look, Listen and Think every time they cross the road.

STOP! one step back from the kerb.

LOOK! for traffic to your right, left and right again.

LISTEN! for the sounds of approaching traffic.

THINK! whether it is safe to cross.

Young children can learn these safe pedestrian habits from you and continue them later on when they are old enough to travel alone.

In and out of the car

To comply with national child restraint laws, your child should be restrained in the car as follows:

0 – 6 months

Approved rearward-facing child car seat

6 months – 4 years

Approved rearward-facing or forward-facing child car seat

4 – 7+ years

Approved forward-facing child car seat or booster seat.

For more information, visit childcarseats.com.au

Make a rule that every child passenger must be securely buckled into a seatbelt or child car seat before you start the car.

A sleeping child must remain firmly buckled up while the car is in motion.

Reward your child with lots of praise for good road safety behaviour.

Assist your young child to buckle up – always check the buckle and make sure the belt is not twisted.

Ensure your children always get in and out of the car through the 'safety door'. This is the rear kerb side door of the car.

Never allow children to get out of the car on the traffic side.

When possible, children should remain in the car until an adult opens the 'safety door'. This helps ensure that children get out of the car safely.

Children aged between four and seven years cannot travel in the front seat of a vehicle with two or more rows, unless all other back seats are occupied by children younger than seven years in a child car seat.

A child that is properly secured in an approved child car seat is less likely to be killed or injured in a crash than one who is not.

Never leave a child of any age in a vehicle without supervision. A small child may rapidly suffer from dehydration, heat exhaustion and consequent organ failure. Older children could play games that may lead to danger.



Driving near school buses

There is a 40km/h speed limit for traffic passing a school bus that is setting down or picking up school children.

This speed limit is for all traffic travelling in the same direction as the bus, whether the bus is stationary or moving.

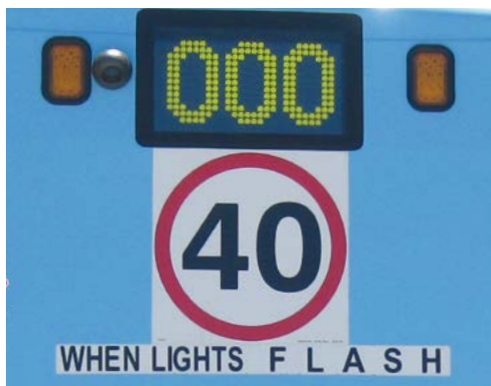
The 40km/h speed limit must be obeyed when the rear wig wag lights on the bus flash.

Flashing headlights on these buses also alert oncoming motorists that children are close by.

As a driver, remember: When the lights on the bus are flashing, you must slow down to 40 km/h.

Never park in or near a bus stop or bus zone.

For information about fines and demerit points, visit rms.nsw.gov.au



On and off the bus safely

Your child is most at risk in the minutes after getting off the bus. You can reduce this risk.

Meet your child (or arrange for another trusted adult to meet your child) at the bus stop, never on the opposite side of the road.

Wait until the bus has been driven away before choosing the safest place to cross the road, then follow the usual road crossing procedures with your children.

STOP! One step back from the kerb.

LOOK! For traffic to your right, left and right again.

LISTEN! For the sounds of approaching traffic.

THINK! Whether it is safe to cross.

Teach your children to keep turning their head in both directions to look and listen for traffic as they cross the road.

While waiting at the bus stop, stand well away from the passing traffic. Never wait right at the kerb.

Remind your children that when a bus is fitted with seatbelts, they must buckle up.

Until they turn ten, hold hands with your child as you cross the road.



Hold your child's hand

As pedestrians, children can be easily distracted and are often too small to be seen by drivers. They may be unable to predict or identify dangers and tend to act impulsively.

Talk with your child about safe behaviour on the footpath – it is not a safe place to play. Include discussion on the dangers of vehicles that may be entering or exiting driveways.

Until your child is at least eight years old, hold their hand:

- on the footpath
- in the car park
- when crossing the road.

Up until at least 10 years old, supervise your child very closely, holding their hand when crossing the road.

If you cannot be with your child, organise for another trusted adult to accompany them.

After school, meet your child at the school gate. At the end of the school day children may be excited, distracted and tired and may not concentrate on road safety.



Helmets and safety on wheels

Your child must wear a helmet when riding a bike in any public place – it's the law.

Your child's helmet must comply with the Australian and New Zealand Standards. It must be securely fitted and fastened on their head.

Check that your child wears a bicycle helmet whenever playing or riding on wheels – bikes, foot scooters, rollerskates, skateboards or rollerblades. The helmet should be firmly buckled so it fits without wobbling or slipping to the sides.

Although children quickly learn to pedal, steer and brake, they are not ready to cycle near traffic or on the road.

Children under 12 and adult riders accompanying and supervising them may ride on the footpath, unless there are signs specifically prohibiting cycling.

When riding on the footpath, cyclists must keep to the left and give way to pedestrians. Children need to take special care at driveways where vehicles may be driving in or out. At intersections, children must dismount and wheel the bicycle across the road as a pedestrian, following the 'STOP! LOOK! LISTEN! THINK!' procedure.



Driving and parking safely near schools

School opening and closing hours are busy times for pedestrians and vehicles outside the school.

Always take extra care in 40km/h school zones, which operate on gazetted school days.

Park safely even if it means walking further to the school gate.

Observe all parking signs. They are planned with children's safety in mind.

Never double park as it puts children at risk.

Model safe and considerate behaviour for your child – they will learn from you.

Slow down near the school crossing.

At a supervised crossing, observe the directions of the school crossing supervisor.

Always park and turn legally around the school.


Avoid dangerous manoeuvres such as U-turns and three-point turns.

Always give way to pedestrians particularly when entering and leaving driveways.

Avoid parking across the school driveway or the entrance to the school car park.

Using your school's drop off and pick up facility will help keep all children as safe as possible during the busiest times of the school day.

Avoid parking in or near the school bus bay.



Safety around school crossings


Ensure that your child always uses the school crossing as this is the safest point of entry to the school.

Where there is a school crossing supervisor at a school crossing, pedestrians must wait on the footpath, at least one step back from the edge of the road, until the school crossing supervisor indicates that it is safe to cross.

Drivers must not proceed until the crossing supervisor's hand-held sign is no longer displayed, or until the crossing supervisor indicates that the motorist may proceed through the crossing.

At an unsupervised children's crossing when 'CHILDREN CROSSING' flags are displayed, drivers must stop at the white line if pedestrians are waiting to cross at the crossing. Drivers must remain stationary until the crossing is completely clear of pedestrians.

Drivers need to know that a children's crossing is a part-time crossing that operates before and after school hours, and at times when children are using the crossing, such as for excursions or during lunchtimes.



40km/h school zones

The 40km/h school zone slows traffic in the vicinity of the school.

Most 40km/h school zones operate between 8am and 9.30am and from 2.30pm till 4pm. The 40km/h school zone speed limit must be observed even if school children cannot be seen.

A 40km/h school zone operates on all gazetted school days including staff development days (pupil free days).

While some schools may operate on different term dates, school zone speed limits must be adhered to during NSW Government determined school terms.

Gazetted school term dates can be found at roadsafety.transport.nsw.gov.au website and the websites of the NSW Board of Studies, Teaching and Educational Standards and the NSW Department of Education.

To increase motorists' awareness of 40km/h school zones, triangular dragon's teeth road markings indicate that the vehicle is entering a school zone.

Fines and demerit points

For information about fines and demerit points, visit rms.nsw.gov.au

For more information

roadsafety.transport.nsw.gov.au

rms.nsw.gov.au

childcarseats.com.au

safetytown.com.au

Telephone

13 22 13

Disclaimer

The information in this booklet is intended as a guide only and is subject to change at any time without notice. It does not replace relevant legislation.

©Transport for NSW September 2015

TfNSW 15.018

Catalogue no. 45092308



**Transport
for NSW**

Centre for Road Safety